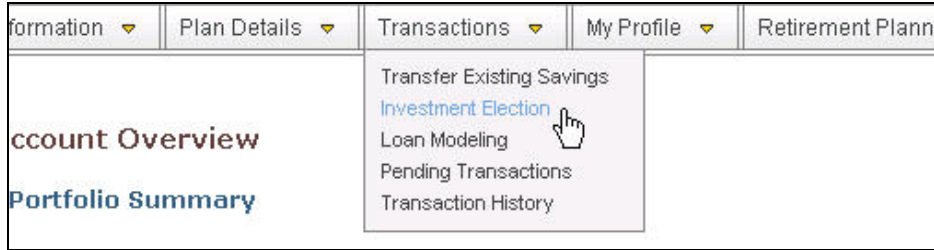


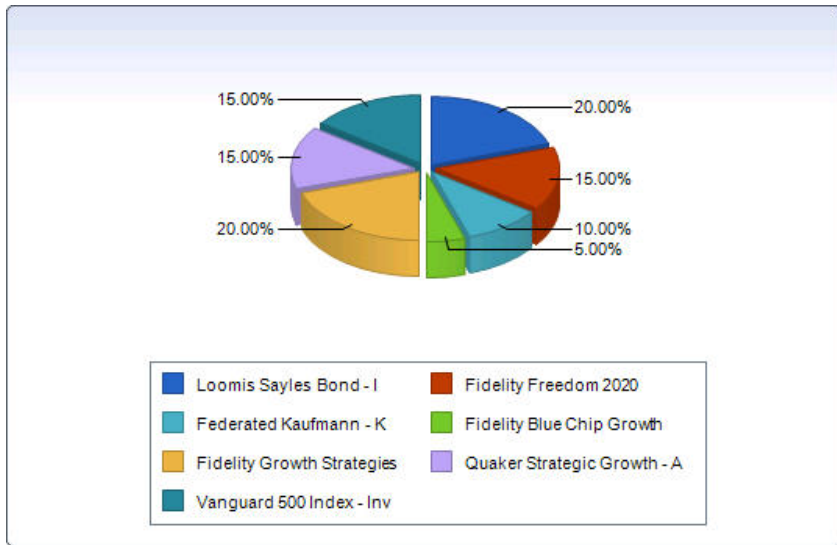
How To ...

View/Change Investment Elections

- Once you have logged into the Employee website -
 - ✓ From the Menu Tabs across the top select **Transactions** and then **Investment Election**.



- At the top of this page you will see a chart showing your current Investment Elections for any future contributions to your account.



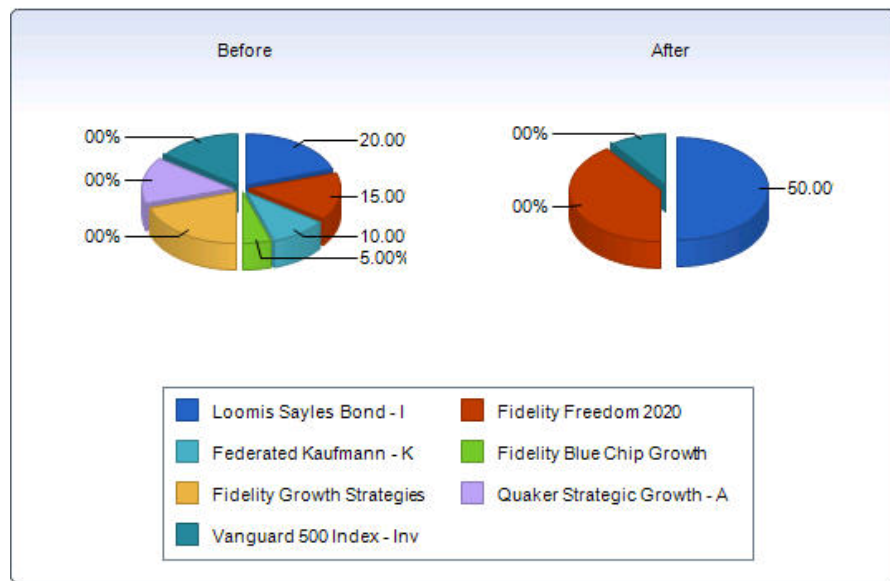
- Below that chart you will find the same information listed by Fund and Percent.

Fund	Current Elections	New Elections
Loomis Sayles Bond - I	20 %	<input type="text"/>
Fidelity Freedom 2020	15 %	<input type="text"/>
Guardian Balanced (Fund A)		<input type="text"/>
Federated Kaufmann - K	10 %	<input type="text"/>
Fidelity Blue Chip Growth	5 %	<input type="text"/>
Fidelity Growth Strategies	20 %	<input type="text"/>
Guardian Equity (Fund C)		<input type="text"/>
Quaker Strategic Growth - A	15 %	<input type="text"/>
Vanguard 500 Index - Inv	15 %	<input type="text"/>
Aggressive Model		<input type="text"/>

- If you would like to change your Investment Elections, complete the **New Elections** column (*enter number only do not include percent sign "%"*), making sure that the amounts add up to 100 and Click **Submit**.

Fund	Current Elections	New Elections
Loomis Sayles Bond - I	20 %	<input type="text" value="50"/>
Fidelity Freedom 2020	15 %	<input type="text" value="40"/>
Guardian Balanced (Fund A)		<input type="text"/>
Federated Kaufmann - K	10 %	<input type="text"/>
Fidelity Blue Chip Growth	5 %	<input type="text"/>
Fidelity Growth Strategies	20 %	<input type="text"/>
Guardian Equity (Fund C)		<input type="text"/>
Quaker Strategic Growth - A	15 %	<input type="text"/>
Vanguard 500 Index - Inv	15 %	<input type="text" value="10"/>
Aggressive Model		<input type="text"/>

- Your request will be reviewed and the website will then show you a Before and After chart representing your existing Investment Elections versus your new Investment Elections. **PLEASE NOTE:** At the point your change has not been completed, please continue with the next steps.



- Scroll down to see the effective date of the change and to verify that the form was completed correctly.

This request will apply to contributions and loan repayments credited to your account on or after 3/26/2010.

Your form appears to be filled out correctly. Do you wish to submit the transaction as shown below?

You must proceed for the transaction to be completed.

- Continue scrolling down to review the changes you submitted. If everything is in order, Click the *Confirm* button.

Fund	Current Elections	New Elections
Loomis Sayles Bond - I	20 %	50 %
Fidelity Freedom 2020	15 %	40 %
Guardian Balanced (Fund A)		
Federated Kaufmann - K	10 %	
Fidelity Blue Chip Growth	5 %	
Fidelity Growth Strategies	20 %	
Guardian Equity (Fund C)		
Quaker Strategic Growth - A	15 %	
Vanguard 500 Index - Inv	15 %	10 %
Aggressive Model		
		Total: 100 %

[Confirm](#)

- The website will return a message verifying that the change was made and the date it occurred.

Investment Directions successfully entered on Friday, March 26, 2010 02:53:57 PM

If you have any questions regarding this transaction please call customer service and have the above information ready.

- PLEASE NOTE - ONLY your Investment Elections for future contributions have been changed. If you would like to change any of your existing fund balances you will need to go to the **Menu Tabs** across the top and select Transactions and then Transfer Existing Savings.